



Individual Report for: Nguyen Truc Dao Nguyen - STA_1020_2006_003 Elementary Statistics

Project Title: **Spring/Summer 2020 Online Student Evaluation of Teaching**

Course Audience: **32**
Responses Received: **18**
Response Ratio: **56.2%**
Opted out: **0**

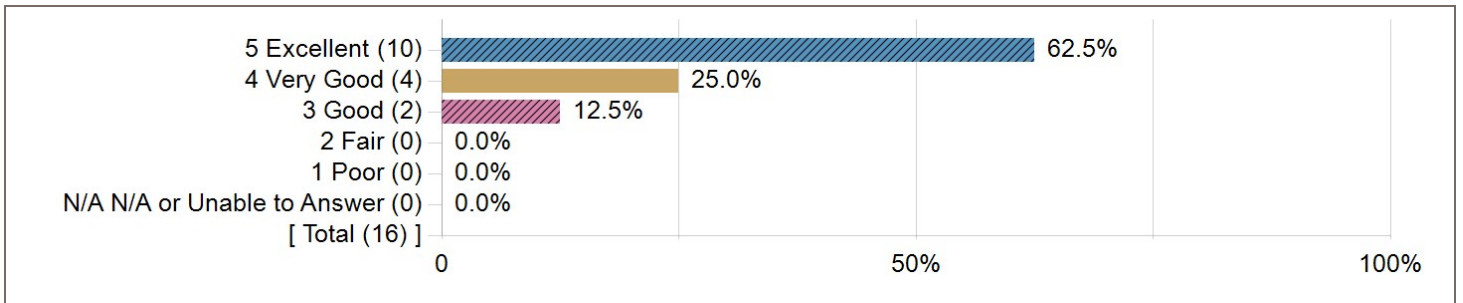
Report Comments

The individual report was designed to help faculty understand their performance from a summative and developmental perspective. The three bargaining items summarize performance in a course during a given semester. The remaining items help an instructor grow as a professional and understand how student interest in the subject matter influences their evaluation. Research indicates that higher response rates are related to more accurate ratings (Nulty, 2008).

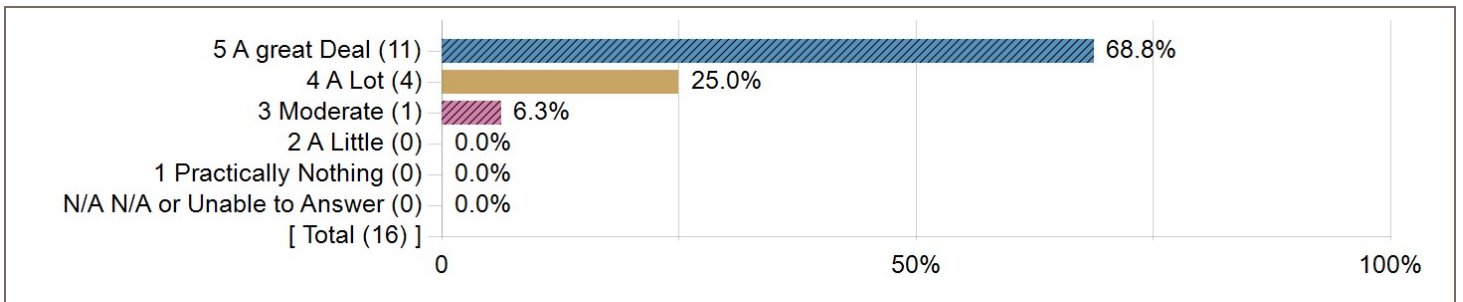
Prepared by: **Student Evaluation of Teaching**
Creation Date: **Tuesday, September 1, 2020**

Summary Course Evaluation

	Mean	Median	SD	Excellent	Very Good	Good	Fair	Poor	N/A
How would you rate this course?	4.5	5.0	0.7	10	4	2	0	0	0

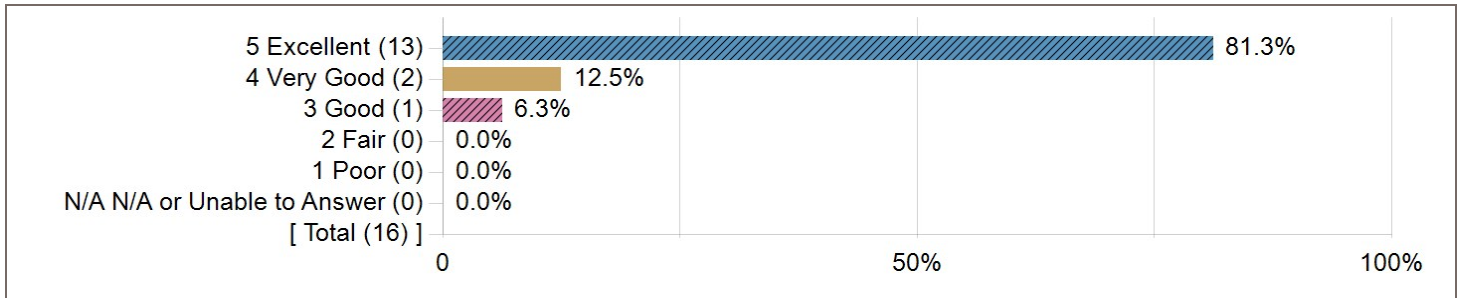


	Mean	Median	SD	A great Deal	A Lot	Moderate	A Little	Practically Nothing	N/A
How much have you learned in this course?	4.6	5.0	0.6	11	4	1	0	0	0



Summary Instructor Evaluation

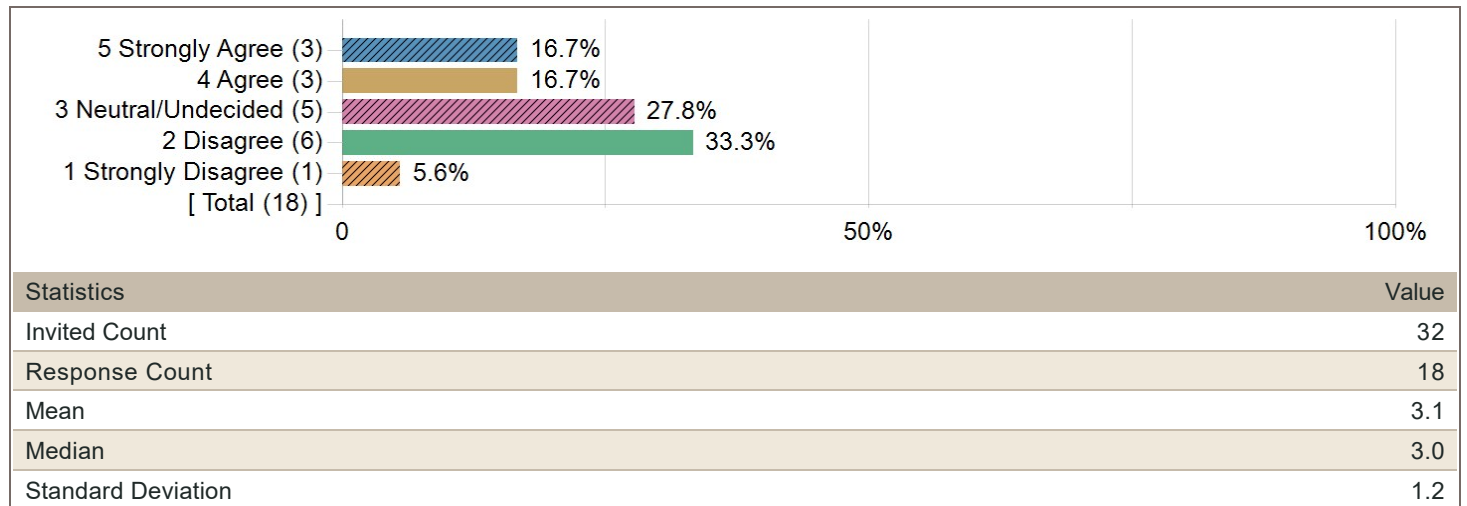
	Mean	Median	SD	Excellent	Very Good	Good	Fair	Poor	N/A
How would you rate the instructor's teaching of this course?	4.8	5.0	0.6	13	2	1	0	0	0



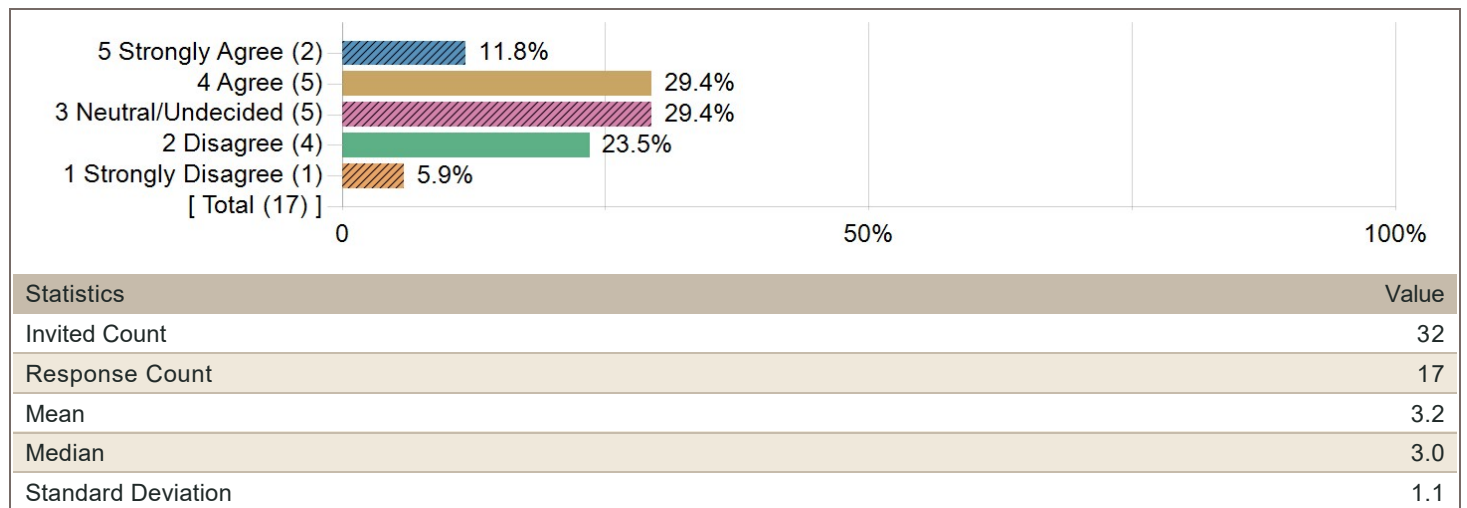
SD = Standard Deviation; N/A = Not Applicable

Student Profile

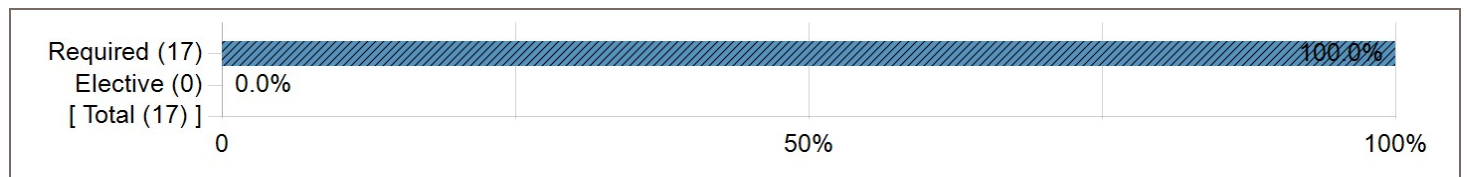
Before enrolling I had an interest in the subject matter of this Course.



I wanted to take this course.



This course for me was:



Instructor Feedback/Diagnostics

Organization/Clarity

	Mean	Median	SD	Strongly Agree	Agree	Neutral / Undecided	Disagree	Strongly Disagree	N/A
To me, the instructor was clear and understandable in speaking and in written materials.	4.6	5.0	0.6	12	5	1	0	0	0
Class sessions helped me understand the course content.	4.7	5.0	0.5	12	6	0	0	0	0
I felt that the course was well organized.	4.7	5.0	0.6	13	4	1	0	0	0

Instructor Enthusiasm

	Mean	Median	SD	Strongly Agree	Agree	Neutral / Undecided	Disagree	Strongly Disagree	N/A
To me, the instructor seemed enthusiastic about the subject.	4.8	5.0	0.4	15	3	0	0	0	0
The instructor encouraged me to do high quality work in this course.	4.8	5.0	0.4	15	3	0	0	0	0

Group Interaction

	Mean	Median	SD	Strongly Agree	Agree	Neutral / Undecided	Disagree	Strongly Disagree	N/A
I felt free to ask questions in this course.	4.9	5.0	0.2	17	1	0	0	0	0
I felt encouraged to be an active participant.	4.8	5.0	0.4	14	3	0	0	0	0

Individual Rapport

	Mean	Median	SD	Strongly Agree	Agree	Neutral / Undecided	Disagree	Strongly Disagree	N/A
The instructor was available to me electronically or in person.	5.0	5.0	0.0	17	0	0	0	0	0
I felt that the instructor treated all students in the class with respect.	5.0	5.0	0.0	17	0	0	0	0	0

Breadth of Coverage

	Mean	Median	SD	Strongly Agree	Agree	Neutral / Undecided	Disagree	Strongly Disagree	N/A
I felt that the instructor had good knowledge of the course content.	4.9	5.0	0.2	17	1	0	0	0	0
The instructor discussed differing views about the material appropriate to the content.	4.8	5.0	0.4	10	3	0	0	0	4

Examinations/Grading

	Mean	Median	SD	Strongly Agree	Agree	Neutral / Undecided	Disagree	Strongly Disagree	N/A
Class expectations, requirements, and grading were explained in the syllabus and in class near the beginning of the course.	5.0	5.0	0.0	17	0	0	0	0	0
I felt the evaluation and grading were fair.	4.9	5.0	0.2	16	1	0	0	0	0
The instructor provided feedback on my performance within the time frame noted in the syllabus.	4.7	5.0	0.8	15	2	0	1	0	0
The instructor's feedback on my work was helpful.	4.6	5.0	0.9	14	1	1	1	0	0

Assignments/Readings

	Mean	Median	SD	Strongly Agree	Agree	Neutral / Undecided	Disagree	Strongly Disagree	N/A
Course assignments (e.g., reading or other activities) contributed to my learning in this class.	4.9	5.0	0.3	15	1	0	0	0	1

Workload/Difficulty

	Mean	Median	SD	Very Hard	Difficult	Moderate	Easy	Very Easy	N/A
For me, the course was:	-0.3	0.0	0.8	0	8	7	3	0	0

	Mean	Median	SD	Very Heavy	Heavy	Moderate	Light	Very Light	N/A
I felt that the workload in the course was:	-0.4	0.0	0.7	1	6	9	1	0	0

	Mean	Median	SD	Very Fast	Fast	Moderate	Slow	Very Slow	N/A
I felt that the course pace was:	0.3	0.0	0.5	0	5	13	0	0	0

	Mean	Median	SD	Freq(1)	Freq(2)	Freq(3)	Freq(4)	Freq(5)	Freq(N/A)
Question 1	N/A	N/A	N/A	0	0	0	0	0	2
Question 2	5.0	5.0	N/A	1	0	0	0	0	1
Question 3	N/A	N/A	N/A	0	0	0	0	0	1
Question 4	N/A	N/A	N/A	0	0	0	0	0	1
Question 5	N/A	N/A	N/A	0	0	0	0	0	1
Question 6	N/A	N/A	N/A	0	0	0	0	0	1
Question 7	N/A	N/A	N/A	0	0	0	0	0	1
Question 8	N/A	N/A	N/A	0	0	0	0	0	1
Question 9	N/A	N/A	N/A	0	0	0	0	0	1
Question 10	N/A	N/A	N/A	0	0	0	0	0	1

Instructor Supplied Items

